




Rittal – FlatBox



Small package – big performance.
Time-saving, flexible, clever.

Networking

Features



The innovative concept behind the FlatBox unites **optimised storage and shipping costs** with cleverly designed, toolless, **fast one-person assembly**. As you would expect, Rittal prides itself on details. Compatible with the extensive range of existing system accessories it can be used as a **wall-mounted or floor-standing enclosure**. Unrestricted accessibility during the installation of network components. The width and depth dimension of 700 mm provides plenty of space for use as a patch distributor. Small networks with active technology are also ideal for climate control via the fan panels (maximum of 8). A complete housing in just 3 steps.

Step 1



Pre-assemble the base frame, locate into the attachment points on the wall, and secure.

Step 2



Configuration of the open enclosure is now possible. Slide the roof and base plates into position,

Step 3



insert the side panels, locate and lock the door, and it's done! If the FlatBox is used as a floor-standing enclosure, levelling feet are fastened to the base plate.



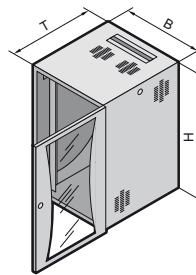
The **levelling feet** allow the FlatBox to be used as a desktop enclosure, e.g. in measurement and control technology, or as an underdesk enclosure in the form of a small network node.



Optimum cable entry via brush strips top and bottom, plus plenty of space for cable distribution in the enclosure depth. Even active components with pre-assembled connectors may be routed.



The snap connection system facilitates **toolless enclosure assembly**. Once clipped into place, a very stable enclosure is created with a high static load capacity of 5 kg/U or a maximum of 75 kg.



Material:
Sheet steel

Surface finish:
Powder coated in RAL 7035

Supply includes:
Flat-packed enclosure,
1 wall section, 2 basic supports,
2 roof/base plates, with cut-outs
for cable entry, with brush strips,
2 482.6 mm (19") mounting
angles (for 6 U and 9 U),

1 482.6 mm (19") mounting
frame (from 12 U),
4 levelling feet (from 12 U),
2 side panels, lockable,
1 glazed door, lockable, door
hinge point selectable.

Earth straps for earthing of
panels.
Components for toolless, fast
assembly.

With 482.6 mm (19") mounting angles at the front and glazed door		Packs of			
U		6	9	6	9
Width (B) mm		600	600	600	600
Height (H) mm		358	492	358	492
Depth (T) mm		400	400	600	600
Model No. DK	1	7507.000	7507.010	7507.100	7507.110

Accessories					
19" mounting angles as 2nd attachment level, 6 U	2	7507.706	–	7507.706	–
19" mounting angles as 2nd attachment level, 9 U	2	–	7507.709	–	7507.709
Levelling feet	4	7507.740	7507.740	7507.740	7507.740
Cover plates for fan panels	6	7507.760	7507.760	7507.760	7507.760
Earth rail	1	7113.000	7113.000	7113.000	7113.000
C rail for cable clamping	1	7016.140	7016.140	7016.140	7016.140
T-head rail for cable clamping	1	7016.150	7016.150	7016.150	7016.150
Fan, 230 V AC, 50/60 Hz, 117/135 m³/h, air throughput, unimpeded airflow	1	7980.100	7980.100	7980.100	7980.100
Fan, 48 V DC, 184 m³/h, air throughput, unimpeded airflow	1	7980.148	7980.148	7980.148	7980.148
Thermostat	1	3110.000	3110.000	3110.000	3110.000

With 482.6 mm (19") mounting frame at the front and glazed door		Packs of					
U		12	15	12	15	18	21
Width (B) mm		600	600	600	700	700	700
Height (H) mm		625	758	625	758	892	1025
Depth (T) mm		400	400	600	700	700	700
Model No. DK	1	7507.020	7507.030	7507.120	7507.200¹⁾	7507.210¹⁾	7507.220¹⁾

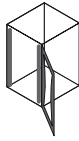
Accessories							
19" mounting angles as 2nd attachment level, 12 U	2	7507.712	–	7507.712	–	–	–
19" mounting angles as 2nd attachment level, 15 U	2	–	7507.715	–	7507.715	–	–
19" mounting angles as 2nd attachment level, 18 U	2	–	–	–	–	7507.718	–
19" mounting angles as 2nd attachment level, 21 U	2	–	–	–	–	–	7507.721
Cover plates for fan panels	6	7507.760	7507.760	7507.760	7507.760	7507.760	7507.760
Earth rail	1	7113.000	7113.000	7113.000	7113.000	7113.000	7113.000
C rail for cable clamping	1	7016.140	7016.140	7016.140	7016.140	7016.140	7016.140
T-head rail for cable clamping	1	7016.150	7016.150	7016.150	7016.150	7016.150	7016.150
Fan, 230 V AC, 50/60 Hz, 117/135 m³/h, air throughput, unimpeded airflow	1	7980.100	7980.100	7980.100	7980.100	7980.100	7980.100
Fan, 48 V DC, 184 m³/h, air throughput, unimpeded airflow	1	7980.148	7980.148	7980.148	7980.148	7980.148	7980.148
Thermostat	1	3110.000	3110.000	3110.000	3110.000	3110.000	3110.000

¹⁾ Pre-configured variant available on request.

Enquiry

Fax hotline +49 (0)2772 505-2977

With 482.6 mm (19") mounting angles at the front and glazed door



Quantity	U	Width x height x depth mm	Packs of	Model No. DK
	6	600 x 358 x 400	1	7507.000
	9	600 x 492 x 400	1	7507.010
	6	600 x 358 x 600	1	7507.100
	9	600 x 492 x 600	1	7507.110

With 482.6 mm (19") mounting frame at the front and glazed door



Quantity	U	Width x height x depth mm	Packs of	Model No. DK
	12	600 x 625 x 400	1	7507.020
	15	600 x 758 x 400	1	7507.030
	12	600 x 625 x 600	1	7507.120
	15	700 x 758 x 700	1	7507.200
	18	700 x 892 x 700	1	7507.210
	21	700 x 1025 x 700	1	7507.220

Optional accessories, not pre-installed

	6	19" mounting angles as 2nd attachment level	2	7507.706
	9	19" mounting angles as 2nd attachment level	2	7507.709
	12	19" mounting angles as 2nd attachment level	2	7507.712
	15	19" mounting angles as 2nd attachment level	2	7507.715
	18	19" mounting angles as 2nd attachment level	2	7507.718
	21	19" mounting angles as 2nd attachment level	2	7507.721
		Levelling feet	4	7507.740
		Cover plates for fan panels	6	7507.760
		Earth rail	1	7113.000
		C rail for cable clamping	1	7016.140
		T-head rail for cable clamping	1	7016.150
		Fan, 230 V AC, 50/60 Hz, 117/135 m³/h, air throughput, unimpeded airflow	1	7980.100
		Fan, 48 V DC, 184 m³/h, air throughput, unimpeded airflow	1	7980.148
		Thermostat	1	3110.000

Please

- send us a quotation
- call/visit us regarding further information
- send us a copy of the Rittal Catalogue

From:

Name

Company

Address

Tel./fax

E-mail

Date/signature

06/07 · E574

Rittal GmbH & Co. KG · Postfach 1662 · D-35726 Herborn
 Telephone: +49(0)2772 505-0 · Telefax: +49(0)2772 505-2319 · eMail: info@rittal.de · www.rittal.com



Switch to perfection **RITTAL**